

UNITED STATES
SECURITIES AND EXCHANGE COMMISSION
Washington, D.C. 20549

Form 10-Q

(Mark One)

QUARTERLY REPORT PURSUANT TO SECTION 13 OR 15(d) OF THE SECURITIES EXCHANGE ACT OF 1934

For the quarterly period ended March 31, 2023

or

TRANSITION REPORT UNDER SECTION 13 OR 15(d) OF THE SECURITIES EXCHANGE ACT OF 1934

For the transition period from _____ to _____

Commission file number: 001-37823

Kintara Therapeutics, Inc.

(Exact name of registrant as specified in its charter)

Nevada	99-0360497
(State or other jurisdiction of incorporation or organization)	(I.R.S. Employer Identification No.)
9920 Pacific Heights Blvd, Suite 150 San Diego, CA	92121
(Address of principal executive offices)	(zip code)

(858) 350-4364

(Registrant's telephone number, including area code)

N/A

(Former name, former address and former fiscal year, if changed since last report)

Securities registered pursuant to Section 12(b) of the Act:

Title of Each Class	Trading Symbol(s)	Name of Each Exchange on Which Registered
Common Stock	KTRA	The Nasdaq Capital Market

Indicate by check mark whether the registrant (1) has filed all reports required to be filed by Section 13 or 15(d) of the Securities Exchange Act of 1934 during the preceding 12 months (or for such shorter period that the registrant was required to file such reports), and (2) has been subject to such filing requirements for the past 90 days. Yes No

Indicate by check mark whether the registrant has submitted electronically every Interactive Data File required to be submitted pursuant to Rule 405 of Regulation S-T (§232.405 of this chapter) during the preceding 12 months (or for such shorter period that the registrant was required to submit such files). Yes No

Indicate by check mark whether the registrant is a large accelerated filer, an accelerated filer, a non-accelerated filer, a smaller reporting company, or an emerging growth company. See the definitions of "large accelerated filer," "accelerated filer," "smaller reporting company," and "emerging growth company" in Rule 12b-2 of the Exchange Act.

Large accelerated filer	<input type="checkbox"/>	Accelerated filer	<input type="checkbox"/>
Non-accelerated filer	<input checked="" type="checkbox"/>	Smaller reporting company	<input checked="" type="checkbox"/>
Emerging growth company	<input type="checkbox"/>		

If an emerging growth company, indicate by check mark if the registrant has elected not to use the extended transition period for complying with any new or revised financial accounting standards provided pursuant to Section 13(a) of the Exchange Act.

Indicate by check mark whether the registrant is a shell company (as defined in Rule 12b-2 of the Exchange Act) Yes No

Number of shares of common stock outstanding as of May 10, 2023 was 1,692,175.

TABLE OF CONTENTS

	Page No.
<u>PART I. - FINANCIAL INFORMATION</u>	
Item 1. <u>Financial Statements.</u>	1
Item 2. <u>Management's Discussion and Analysis of Financial Condition and Results of Operations.</u>	17
Item 3. <u>Quantitative and Qualitative Disclosures About Market Risk.</u>	30
Item 4. <u>Controls and Procedures.</u>	30
<u>PART II - OTHER INFORMATION</u>	
Item 1. <u>Legal Proceedings.</u>	31
Item 1A. <u>Risk Factors.</u>	31
Item 2. <u>Unregistered Sales of Equity Securities and Use of Proceeds.</u>	31
Item 3. <u>Defaults Upon Senior Securities.</u>	31
Item 4. <u>Mine Safety Disclosures.</u>	31
Item 5. <u>Other Information.</u>	31
Item 6. <u>Exhibits.</u>	32

PART 1. - FINANCIAL INFORMATION

Item 1. Financial Statements.

Kintara Therapeutics, Inc.
Condensed Consolidated Interim Financial Statements
(Unaudited)
For the nine months ended March 31, 2023
(expressed in US dollars unless otherwise noted)

Kintara Therapeutics, Inc.
Condensed Consolidated Interim Balance Sheets
(In thousands, except par value amounts)

	Note	March 31, 2023 \$ (unaudited)	June 30, 2022 \$
Assets			
Current assets			
Cash and cash equivalents		3,045	11,780
Prepaid expenses, deposits and other		821	1,478
Clinical trial deposit	3	2,150	—
Total current assets		6,016	13,258
Clinical trial deposit	3	—	2,600
Property and equipment, net	4	724	90
Total assets		<u>6,740</u>	<u>15,948</u>
Liabilities			
Current liabilities			
Accounts payable and accrued liabilities		2,610	3,269
Related party payables	5	180	721
Total current liabilities		2,790	3,990
Milestone payment liability	8	164	163
Total liabilities		2,954	4,153
Stockholders' equity			
Preferred stock			
Authorized			
5,000 shares, \$0.001 par value			
Issued and outstanding			
279 Series A shares at March 31, 2023 (June 30, 2022 – 279)	6	279	279
14 Series C shares at March 31, 2023 (June 30, 2022 – 17)	6	10,366	12,275
Common stock			
Authorized			
5,500 shares at March 31, 2023 (June 30, 2022 - 5,500), \$0.001 par value			
Issued and outstanding			
1,692 issued at March 31, 2023 (June 30, 2022 – 1,311)	6	2	1
Additional paid-in capital	6	141,156	135,575
Accumulated deficit		(148,038)	(136,356)
Accumulated other comprehensive income		21	21
Total stockholders' equity		3,786	11,795
Total liabilities and stockholders' equity		<u>6,740</u>	<u>15,948</u>
Nature of operations, corporate history, going concern and management plans (note 1)			
Subsequent events (note 9)			

The accompanying notes are an integral part of these condensed consolidated interim financial statements.

Kintara Therapeutics, Inc.
Condensed Consolidated Interim Statements of Operations
(Unaudited)
(In thousands, except per share amounts)

	Note	Three months ended March 31,		Nine months ended March 31,	
		2023	2022	2023	2022
Expenses					
Research and development		\$ 2,005	\$ 3,474	\$ 7,235	\$ 11,169
General and administrative		1,297	1,884	4,212	6,055
		(3,302)	(5,358)	(11,447)	(17,224)
Other income (loss)					
Foreign exchange		(1)	1	10	6
Interest, net		39	1	123	3
		38	2	133	9
Net loss for the period		<u>(3,264)</u>	<u>(5,356)</u>	<u>(11,314)</u>	<u>(17,215)</u>
Computation of basic loss per share					
Net loss for the period		(3,264)	(5,356)	(11,314)	(17,215)
Series A Preferred cash dividend	6	(2)	(2)	(6)	(6)
Series C Preferred stock dividend	6	—	—	(362)	(2,462)
Net loss for the period attributable to common stockholders		<u>\$ (3,266)</u>	<u>\$ (5,358)</u>	<u>\$ (11,682)</u>	<u>\$ (19,683)</u>
Basic and fully diluted loss per share		<u>\$ (1.94)</u>	<u>\$ (5.45)</u>	<u>\$ (7.32)</u>	<u>\$ (22.39)</u>
Basic and fully diluted weighted average number of shares		<u>1,681</u>	<u>983</u>	<u>1,596</u>	<u>879</u>

The accompanying notes are an integral part of these condensed consolidated interim financial statements.

Kintara Therapeutics, Inc.
Condensed Consolidated Interim Statements of Stockholders' Equity
(Unaudited)
For the nine months ended March 31, 2023
(In thousands)

	Number of shares	Common stock \$	Additional paid-in capital \$	Accumulated other comprehensive income \$	Preferred stock \$	Accumulated deficit \$	Total stockholders' equity \$
Balance - June 30, 2022	1,311	1	135,575	21	12,554	(136,356)	11,795
Issuance of shares - net of issue costs	262	1	1,902	—	—	—	1,903
Stock option expense	—	—	518	—	—	—	518
Series A Preferred cash dividend	—	—	—	—	—	(2)	(2)
Series C Preferred stock dividend	43	—	362	—	—	(362)	—
Loss for the period	—	—	—	—	—	(4,596)	(4,596)
Balance - September 30, 2022	<u>1,616</u>	<u>2</u>	<u>138,357</u>	<u>21</u>	<u>12,554</u>	<u>(141,316)</u>	<u>9,618</u>
Conversion of Series C Preferred stock to common stock	42	—	1,778	—	(1,778)	—	—
Additional shares issued on reverse stock split	15	—	—	—	—	—	—
Stock option expense	—	—	436	—	—	—	436
Series A Preferred cash dividend	—	—	—	—	—	(2)	(2)
Loss for the period	—	—	—	—	—	(3,454)	(3,454)
Balance - December 31, 2022	<u>1,673</u>	<u>2</u>	<u>140,571</u>	<u>21</u>	<u>10,776</u>	<u>(144,772)</u>	<u>6,598</u>
Conversion of Series C Preferred stock to common stock	3	—	131	—	(131)	—	—
Issuance of shares for services	16	—	110	—	—	—	110
Stock option expense	—	—	290	—	—	—	290
Restricted stock unit expense	—	—	54	—	—	—	54
Series A Preferred cash dividend	—	—	—	—	—	(2)	(2)
Loss for the period	—	—	—	—	—	(3,264)	(3,264)
Balance - March 31, 2023	<u>1,692</u>	<u>2</u>	<u>141,156</u>	<u>21</u>	<u>10,645</u>	<u>(148,038)</u>	<u>3,786</u>

The accompanying notes are an integral part of these condensed consolidated interim financial statements.

Kintara Therapeutics, Inc.
Condensed Consolidated Interim Statements of Stockholders' Equity
(Unaudited)
For the nine months ended March 31, 2022
(In thousands)

	Number of shares	Common stock \$	Additional paid-in capital \$	Accumulated other comprehensive income \$	Preferred stock \$	Accumulated deficit \$	Total stockholders' equity \$
Balance - June 30, 2021	655	1	106,853	21	14,931	(111,225)	10,581
Issuance of shares and warrants - net of issue costs	144	—	13,634	—	—	—	13,634
Conversion of Series C Preferred stock to common stock	29	—	1,256	—	(1,256)	—	—
Exercise of 2020 Investor Warrants for cash	1	—	69	—	—	—	69
Exercise of pre-funded warrants for cash	96	—	5	—	—	—	5
Warrants issued for services	—	—	31	—	—	—	31
Stock option expense	—	—	811	—	—	—	811
Series A Preferred cash dividend	—	—	—	—	—	(2)	(2)
Series C Preferred stock dividend	34	—	2,462	—	—	(2,462)	—
Loss for the period	—	—	—	—	—	(5,966)	(5,966)
Balance - September 30, 2021	<u>959</u>	<u>1</u>	<u>125,121</u>	<u>21</u>	<u>13,675</u>	<u>(119,655)</u>	<u>19,163</u>
Conversion of Series C Preferred stock to common stock	21	—	874	—	(874)	—	—
Warrants issued for services	—	—	4	—	—	—	4
Stock option expense	—	—	830	—	—	—	830
Series A Preferred cash dividend	—	—	—	—	—	(2)	(2)
Loss for the period	—	—	—	—	—	(5,893)	(5,893)
Balance - December 31, 2021	<u>980</u>	<u>1</u>	<u>126,829</u>	<u>21</u>	<u>12,801</u>	<u>(125,550)</u>	<u>14,102</u>
Conversion of Series C Preferred stock to common stock	6	—	247	—	(247)	—	—
Stock option expense	—	—	642	—	—	—	642
Series A Preferred cash dividend	—	—	—	—	—	(2)	(2)
Loss for the period	—	—	—	—	—	(5,356)	(5,356)
Balance - March 31, 2022	<u>986</u>	<u>1</u>	<u>127,718</u>	<u>21</u>	<u>12,554</u>	<u>(130,908)</u>	<u>9,386</u>

The accompanying notes are an integral part of these condensed consolidated interim financial statements.

Kintara Therapeutics, Inc.
Condensed Consolidated Interim Statements of Cash Flows
(Unaudited)
(In thousands)

	Note	2023 \$	Nine months ended March 31, 2022 \$
Cash flows from operating activities			
Loss for the period		(11,314)	(17,215)
Adjustments to reconcile net loss to net cash used in operating activities			
Amortization of clinical trial deposit	3	2,150	—
Depreciation of property and equipment	4	45	45
Change in fair value of milestone liability		1	(10)
Warrants issued for services	6	—	35
Stock option expense	6	1,244	2,283
Restricted stock units and shares issued for services	6	164	—
Changes in operating assets and liabilities			
Prepaid expenses, deposits and other		210	(998)
Clinical trial deposit		(1,700)	—
Accounts payable and accrued liabilities		(616)	563
Related party payables		(541)	(103)
Net cash used in operating activities		(10,357)	(15,400)
Cash flows from investing activities			
Purchase of equipment	4	(232)	—
Net cash used in investing activities		(232)	—
Cash flows from financing activities			
Net proceeds from the issuance of shares and warrants	6	1,860	13,634
Warrants exercised for cash	6	—	74
Series A Preferred cash dividend	5	(6)	(6)
Net cash provided by financing activities		1,854	13,702
(Decrease) increase in cash and cash equivalents		(8,735)	(1,698)
Cash and cash equivalents – beginning of period		11,780	10,537
Cash and cash equivalents – end of period		3,045	8,839
Supplementary information (note 7)			

The accompanying notes are an integral part of these condensed consolidated interim financial statements.

Kintara Therapeutics, Inc.
Notes to Condensed Consolidated Interim Financial Statements
(Unaudited)
March 31, 2023

(expressed in US dollars and in thousands, except par value and per share amounts, unless otherwise noted)

1 Nature of operations, corporate history, and going concern and management plans

Nature of operations

Kintara Therapeutics, Inc. (the “Company”) is a clinical-stage drug development company with a focus on the development of novel cancer therapies for patients with unmet medical needs. The Company is developing two late-stage, Phase 3-ready therapeutics - VAL-083 for glioblastoma and REM-001 for cutaneous metastatic breast cancer. In order to accelerate the Company’s development timelines, it leverages existing preclinical and clinical data from a wide range of sources. The Company may seek marketing partnerships in order to potentially offset clinical costs and to generate future royalty revenue from approved indications of its product candidates.

Corporate history

The Company is a Nevada corporation formed on June 24, 2009, under the name Berry Only, Inc. On January 25, 2013, the Company entered into and closed an exchange agreement (the “Exchange Agreement”), with Del Mar Pharmaceuticals (BC) Ltd. (“Del Mar (BC)”), 0959454 B.C. Ltd. (“Calco”), and 0959456 B.C. Ltd. (“Exchangeco”) and the security holders of Del Mar (BC). Upon completion of the Exchange Agreement, Del Mar (BC) became a wholly-owned subsidiary of the Company (the “Reverse Acquisition”).

On August 19, 2020, the Company completed its merger with Adgero Biopharmaceuticals Holdings, Inc., a Delaware corporation (“Adgero”) in which Adgero continued its existence under Delaware law and became a direct, wholly-owned subsidiary of the Company. Following the completion of the merger, the Company changed its name from DelMar Pharmaceuticals, Inc. to Kintara Therapeutics, Inc. and began trading on The Nasdaq Capital Market LLC (“Nasdaq”) under the symbol “KTRA”.

Kintara Therapeutics, Inc. is the parent company of Del Mar (BC), a British Columbia, Canada corporation and Adgero which are clinical-stage companies with a focus on the development of drugs for the treatment of cancer. The Company is also the parent company to Calco and Exchangeco which are British Columbia, Canada corporations. Calco and Exchangeco were formed to facilitate the Reverse Acquisition. In connection with the Adgero merger, the Company also became the parent company of Adgero Biopharmaceuticals, Inc. (“Adgero Bio”), formerly a wholly-owned subsidiary of Adgero.

References to the Company refer to the Company and its wholly-owned subsidiaries.

Going concern and management plans

These condensed consolidated interim financial statements have been prepared on a going concern basis which assumes that the Company will continue its operations for the foreseeable future and contemplates the realization of assets and the settlement of liabilities in the normal course of business.

For the nine months ended March 31, 2023, the Company reported a loss of \$11,314 and a negative cash flow from operations of \$10,357. The Company had an accumulated deficit of \$148,038 and had cash and cash equivalents of \$3,045 as of March 31, 2023. The Company is in the clinical stage and has not generated any revenues to date. The Company does not have the prospect of achieving revenues until such time that its product candidates are commercialized, or partnered, which may not ever occur. On August 2, 2022, the Company entered into a stock purchase agreement under which the Company ultimately received approximately \$1,860 in net proceeds as of March 31, 2023, which is the current maximum available under the stock purchase agreement. Even with the proceeds from this financing, the Company will require additional funding to maintain its clinical trials, research and development projects, and for general operations. These circumstances indicate substantial doubt exists about the Company’s ability to continue as a going concern within one year from the date of filing of these condensed consolidated interim financial statements.

Consequently, management is pursuing various financing alternatives to fund the Company's operations so it can continue as a going concern. In addition, the Company has paused the REM-001 program in order to conserve cash resources for the VAL-083 clinical study. Management plans to continue to pursue opportunities to secure the necessary financing through the issue of new equity, debt, and/or entering into strategic partnership arrangements. However, the Company's ability to raise additional capital could be affected by various risks and uncertainties including, but not limited to, the effects of the COVID-19 pandemic and global unrest. The Company may not be able to raise sufficient additional capital and may tailor its drug candidate development programs based on the amount of funding the Company is able to raise in the future. Nevertheless, there is no assurance that these initiatives will be successful.

These condensed consolidated financial statements do not give effect to any adjustments to the amounts and classification of assets and liabilities that may be necessary should the Company be unable to continue as a going concern. Such adjustments could be material.

2 Significant accounting policies

Reverse stock split

On November 10, 2022, the Company filed a Certificate of Change to the Company's Articles of Incorporation, as amended, in order to effectuate a 1:50 reverse stock split (the "Reverse Stock Split") of its issued and outstanding common stock as well as its authorized shares of common stock. As a result of the Reverse Stock Split, every 50 shares of issued and outstanding common stock were converted into one share of common stock with a proportionate reduction in the Company's authorized shares of common stock. Any fractional shares of common stock resulting from the Reverse Stock Split were rounded up to the nearest whole post-Reverse Stock Split share. The Reverse Stock Split did not change the par value of the Company's common stock. All outstanding securities entitling their holders to acquire shares of common stock were adjusted as a result of the Reverse Stock Split. All common share and per share data are retrospectively restated to give effect to the Reverse Stock Split for all periods presented herein.

Basis of presentation

The condensed consolidated interim financial statements of the Company have been prepared in accordance with United States Generally Accepted Accounting Principles ("U.S. GAAP") and are presented in United States dollars. The functional currency of the Company and each of its subsidiaries is the United States dollar.

The accompanying condensed consolidated interim financial statements include the accounts of the Company and its wholly-owned subsidiaries, Adgero, Adgero Bio, Del Mar (BC), Callco, and Exchangeco. All intercompany balances and transactions have been eliminated in consolidation.

The principal accounting policies applied in the preparation of these condensed consolidated interim financial statements are set out below and have been consistently applied to all periods presented.

Unaudited interim financial data

The accompanying unaudited condensed consolidated interim financial statements have been prepared in accordance with the rules and regulations of the Securities and Exchange Commission (the "SEC") for interim financial information. Accordingly, they do not include all of the information and the notes required by U.S. GAAP for complete financial statements. These unaudited condensed consolidated interim financial statements should be read in conjunction with the June 30, 2022 audited consolidated financial statements of the Company included in the Company's Form 10-K filed with the SEC on September 27, 2022. In the opinion of management, the unaudited condensed consolidated interim financial statements reflect all adjustments, consisting of normal and recurring adjustments, necessary for a fair presentation. The results for three and nine months ended March 31, 2023 are not necessarily indicative of the results to be expected for the fiscal year ending June 30, 2023, or for any other future annual or interim period.

Use of estimates

The preparation of financial statements in conformity with U.S. GAAP requires management to make estimates and assumptions about future events that affect the reported amounts of assets, liabilities, expenses, contingent assets, and contingent liabilities as at the end of, or during, the reporting period. Actual results could significantly differ from those estimates. Significant areas requiring management to make estimates include the valuation of equity instruments issued for services and clinical trial accruals. Further details of the nature of these assumptions and conditions may be found in the relevant notes to these condensed consolidated interim financial statements.

Loss per share

Income or loss per share is calculated based on the weighted average number of common shares outstanding. For the nine-month periods ended March 31, 2023, and 2022, diluted loss per share does not differ from basic loss per share since the effect of the Company's warrants, stock options, restricted stock units, and convertible preferred shares is anti-dilutive. As of March 31, 2023, potential common shares of 713 (2022 – 368) related to outstanding common share warrants, 42 (2022 – 42) related to outstanding Series C preferred stock warrants, 198 (2022 – 197) related to stock options, 18 (2022 - nil) related to restricted stock units, and 245 (2022 – 290) relating to outstanding Series C convertible preferred shares were excluded from the calculation of net loss per common share.

Property and equipment

Property and equipment is stated at cost less accumulated depreciation. Depreciation is calculated on a straight-line basis over its estimated useful life of three to seven years.

Recently issued accounting standards

Management does not believe that any recently issued, but not yet effective, accounting standards, if currently adopted, would have a material effect on the Company's condensed consolidated interim financial statements.

3 Clinical trial deposit

In October 2020, the Company announced that it had entered into a final agreement with a contract research organization ("CRO") for the management of the Company's registrational study for glioblastoma. Under the agreement, the Company will supply the drug for the study and the CRO will manage all operational aspects of the study including site activation and patient enrollment. The Company is required to make certain payments under the agreement related to patient enrollment milestones. For the three and nine months ended March 31, 2023, the Company has recognized \$1,075 (2022 - \$1,840) and \$3,990 (2022 – \$5,770) respectively, of expenses for this study in relation to clinical site initiation and patient enrollment.

During the nine months ended March 31, 2023, the Company paid an additional \$1,700 to the CRO in relation to the study deposit and has expensed \$2,150 of the deposit. As of March 31, 2023, the remaining deposit balance for payments made to the CRO is \$2,150. It is anticipated that the deposit will be recognized as an expense, applied to future invoices, or refunded to the Company, within twelve months from March 31, 2023. The Company can terminate the study at any time. Upon termination, the Company will be liable for any payments due to the effective date of the termination as well as any non-refundable costs incurred by the CRO prior to the date of termination.

4 Property and equipment, net

	\$ (thousands)
Balance – June 30, 2022	90
Additions	679
Less depreciation	(45)
Balance – March 31, 2023	<u>724</u>

At March 31, 2023, the total capitalized cost of property and equipment was \$859 (June 30, 2022 - \$180), of which \$679 is not in use. The Company has recognized \$15 and \$45 in depreciation expense, respectively, for each of the three and nine months ended March 31, 2023, and 2022, on equipment in use.

5 Related party transactions

Valent Technologies, LLC Agreements

One of the Company's officers is a principal of Valent Technologies, LLC ("Valent") and as a result Valent is a related party to the Company.

On September 12, 2010, the Company entered into a Patent Assignment Agreement (the "Valent Assignment Agreement") with Valent pursuant to which Valent transferred to the Company all its right, title and interest in, and to, the patents for VAL-083 owned by Valent. The Company now owns all rights and title to VAL-083 and is responsible for further development and commercialization. In accordance with the terms of the Valent Assignment Agreement, Valent is entitled to receive a future royalty on all revenues derived from the development and commercialization of VAL-083. In the event that the Company terminates the agreement, the

Company may be entitled to receive royalties from Valent’s subsequent development of VAL-083 depending on the development milestones the Company has achieved prior to the termination of the Valent Assignment Agreement.

On September 30, 2014, the Company entered into an exchange agreement (the “Valent Exchange Agreement”) with Valent and Del Mar (BC). Pursuant to the Valent Exchange Agreement, Valent exchanged its loan payable in the outstanding amount of \$279 (including aggregate accrued interest to September 30, 2014, of \$29), issued to Valent by Del Mar (BC), for 279 shares of the Company’s Series A Preferred Stock. The Series A Preferred Stock has a stated value of \$1.00 per share (the “Series A Stated Value”) and is not convertible into common stock. The holder of the Series A Preferred Stock is entitled to dividends at the rate of 3% of the Series A Stated Value per year, payable quarterly in arrears. For the three months ended March 31, 2023, and 2022, respectively, the Company recorded \$2 related to the dividend paid to Valent and for the nine months ended March 31, 2023, and 2022, respectively, the Company recorded \$6 related to the dividend paid to Valent. The dividends have been recorded as a direct increase in accumulated deficit.

Related party payables

As of March 31, 2023, there is an aggregate amount of \$180 (June 30, 2022 - \$721) payable to the Company’s officers and directors for fees, expenses, and accrued bonuses and other liabilities.

6 Stockholders’ equity

Preferred stock

Series C Preferred Stock

	Series C Preferred Stock	
	Number of shares	\$ (in thousands)
Balance – June 30, 2022	16,838	12,275
Conversion of Series C Preferred stock to common stock	(2,630)	(1,909)
Balance – March 31, 2023	<u>14,208</u>	<u>10,366</u>

In August 2020, the Company issued 25,028 shares of Series C Convertible Preferred Stock (the “Series C Preferred Stock”) in three separate closings of a private placement (Series C-1, C-2, and C-3). Each share of Series C Preferred Stock was issued at a purchase price of \$1,000 per share and is convertible into shares of common stock based on the respective conversion prices which were determined at the closing of each round of the private placement. The conversion prices for the Series C-1 Preferred Stock, Series C-2 Preferred Stock, and the Series C-3 Preferred Stock are \$58.00, \$60.70, and \$57.50, respectively. Subject to ownership limitations, the owners of the Series C-1 Preferred Stock, the Series C-2 Preferred Stock, and the Series C-3 Preferred Stock are entitled to receive dividends, payable in shares of common stock at a rate of 10%, 15%, 20% and 25%, respectively, of the number of shares of common stock issuable upon conversion of the Series C Preferred Stock, on the 12th, 24th, 36th and 48th month, anniversary of the initial closing of the private placement. The Company paid the 12th and 24th month anniversary dividends of 10% and 15% common stock dividends on August 19, 2021, and 2022, respectively.

The Series C Preferred Stock dividends do not require declaration by the board of directors and are accrued annually as of the date the dividend is earned in an amount equal to the fair value of the Company’s common stock on the dates the respective dividends are paid. The fair value of the Series C Preferred Stock dividend paid on August 19, 2022, was determined by multiplying the dividends paid of 43 shares of common stock by the Company’s closing share price on August 19, 2022, of \$8.34 per share for a total fair value of \$362. Any outstanding shares of Series C Preferred Stock will automatically convert to shares of common stock on August 19, 2024. In addition, as part of the Series C Preferred financing, the Company issued warrants to the placement agent (“Series C Agent Warrants”).

The Company’s Series C Preferred Stock outstanding, conversion shares, and aggregate dividends as of March 31, 2023, are as follows:

Series	Number	Conversion price \$	Number of conversion shares (in thousands)	Dividend Shares (in thousands)
Series 1	11,415	58.00	197	153
Series 2	898	60.70	15	10
Series 3	1,895	57.50	33	25
	<u>14,208</u>		<u>245</u>	<u>188</u>

Series C Dividends	Dividend Shares (in thousands)
10% - August 19, 2021 (actual)	34
15% - August 19, 2022 (actual)	43
20% - August 19, 2023 (estimated)	49
25% - August 19, 2024 (estimated)	62
	188

The Series C Preferred Stock shall with respect to distributions of assets and rights upon the occurrence of a liquidation, rank (i) senior to the Company's common stock and (ii) senior to any other class or series of capital stock of the Company hereafter created which does not expressly rank pari passu with, or senior to, the Series C Preferred Stock. The Series C Preferred Stock is pari passu in liquidation to the Company's Series A Preferred Stock. The liquidation value of the Series C Preferred Stock at March 31, 2023, is the stated value of \$14,208 (June 30, 2022 - \$16,838).

Series B Preferred Stock

The Company previously issued Series B Preferred Stock that has since been fully converted into shares of common stock. As part of the Series B Preferred Stock financing, the Company and the Series B Preferred Stockholders entered into a royalty agreement, pursuant to which the Company will pay the holders of the Series B Preferred Stock, in aggregate, a single-digit royalty based on their pro rata ownership of the Series B Preferred Stock on VAL-083 products sold directly by the Company or sold pursuant to a licensing or partnering arrangement, should such events occur. The royalties payable on VAL-083 products sold by the Company have been earned and remain payable to the former Series B Preferred stockholders even though the Series B Preferred Stock has been fully converted to shares of common stock.

Series A Preferred Stock

Effective September 30, 2014, the Company filed a Certificate of Designation of Series A Preferred Stock (the "Series A Certificate of Designation") with the Secretary of State of Nevada. Pursuant to the Series A Certificate of Designation, the Company designated 279 shares of preferred stock as Series A Preferred Stock. The shares of Series A Preferred Stock have a stated value of \$1.00 per share (the "Series A Stated Value") and are not convertible into common stock. The holder of the Series A Preferred Stock is entitled to dividends at the rate of 3% of the Series A Stated Value per year, payable quarterly in arrears. Upon any liquidation of the Company, the holder of the Series A Preferred Stock will be entitled to be paid, out of any assets of the Company available for distribution to stockholders, the Series A Stated Value of the shares of Series A Preferred Stock held by such holder, plus any accrued but unpaid dividends thereon, prior to any payments being made with respect to the common stock. The Series A Preferred Stock is held by Valent (note 4).

The Series A Preferred Stock shall with respect to distributions of assets and rights upon the occurrence of a liquidation, rank (i) senior to the Company's common stock, and (ii) senior to any other class or series of capital stock of the Company hereafter created which does not expressly rank pari passu with, or senior to, the Series A Preferred Stock. The Series A Preferred Stock is pari passu in liquidation to the Company's Series C Preferred Stock. The liquidation value of the Series A Preferred stock at March 31, 2023, is its stated value of \$279 (June 30, 2022 - \$279).

There was no change to the Series A Preferred stock for the three and nine months ended March 31, 2023, or 2022.

Common stock

Common stock issuances during the nine months ended March 31, 2023

Stock purchase agreement

On August 2, 2022, the Company entered into a stock purchase agreement, dated as of August 2, 2022, (the "Purchase Agreement") with Lincoln Park Capital Fund, LLC ("Lincoln Park"), pursuant to which Lincoln Park committed to purchase up to a maximum of \$20,000 of shares of the Company's common stock (the "Purchase Shares"). Concurrently with entering into the Purchase Agreement, the Company also entered into a registration rights agreement with Lincoln Park, pursuant to which it agreed to take certain actions relating to the registration of the offer and sale of the Purchase Shares available for issuance under the Purchase Agreement. Upon execution of the Purchase Agreement, the Company issued 33 shares of common stock to Lincoln Park as a commitment fee in connection with entering into the Purchase Agreement.

Pursuant to the Purchase Agreement, the Company has the right, in its sole discretion, to present Lincoln Park with a purchase notice directing Lincoln Park to purchase up to 10 Purchase Shares provided that the closing sale price of the common stock on the purchase date is not below a threshold price set forth in the Purchase Agreement (a "Regular Purchase"). The Company and Lincoln Park may mutually agree to increase the Regular Purchase amount with respect to any Regular Purchase under the Purchase Agreement, provided that Lincoln Park's maximum committed purchase obligation under any single Regular Purchase shall not exceed \$2,000. The purchase price per share for each Regular Purchase is based on prevailing market prices of the common stock immediately preceding the time of sale as computed in accordance with the terms set forth in the Purchase Agreement. There are no upper limits on the price per share that Lincoln Park must pay for the Purchase Shares under the Purchase Agreement.

If the Company directs Lincoln Park to purchase the maximum number of shares of common stock that the Company may sell in a Regular Purchase, then in addition to such Regular Purchase, and subject to certain conditions and limitations in the Purchase Agreement, the Company may direct Lincoln Park to purchase additional shares of common stock in an "accelerated purchase" (each, an "Accelerated Purchase") and an "additional accelerated purchase" (each, an "Additional Accelerated Purchase") (including multiple Additional Accelerated Purchases on the same trading day) as provided in the Purchase Agreement. The purchase price per share for each Accelerated Purchase and Additional Accelerated Purchase will be based on market prices of the common stock on the applicable purchase date for such Accelerated Purchases and such Additional Accelerated Purchases.

The aggregate number of shares that the Company can issue or sell to Lincoln Park under the Purchase Agreement may in no case exceed 262 shares of the common stock (which is equal to approximately 19.99% of the shares of the common stock outstanding immediately prior to the execution of the Purchase Agreement) (the "Exchange Cap"), unless (i) stockholder approval is obtained to issue Purchase Shares above the Exchange Cap, in which case the Exchange Cap will no longer apply, or (ii) the average price of all applicable sales of our common stock to Lincoln Park under the Purchase Agreement equals or exceeds \$10.12 per share (which represents the lower of (A) the official closing price of the Company's common stock on Nasdaq on the trading day immediately preceding the date of the Purchase Agreement and (B) the average official closing price of the Company's common stock on Nasdaq for the five consecutive trading days ending on the trading day on the date of the Purchase Agreement, adjusted such that the transactions contemplated by the Purchase Agreement are exempt from the Exchange Cap limitation under applicable Nasdaq rules). The Purchase Agreement may be terminated by the Company at any time, at its sole discretion, without any cost or penalty, by giving one business day notice to Lincoln Park to terminate the Purchase Agreement.

During the nine months ended March 31, 2023, the Company sold 229 shares of common stock for total net proceeds of approximately \$1,860 under the Purchase Agreement. As of March 31, 2023, the sales made under the Purchase Agreement are the maximum amounts available due to ownership limitations under Nasdaq rules.

Shares issued for services

During the three and nine months ended March 31, 2023, the Company issued 16 shares of common stock for services for a total value of \$110.

Common stock issuances during the nine months ended March 31, 2022

Registered direct financing

On September 28, 2021, the Company closed on the sale of (i) 144 shares of its common stock, par value \$0.001 per share, (ii) pre-funded warrants ("PFW") to purchase an aggregate of 96 shares of common stock and (iii) common warrants to purchase an aggregate of 240 shares of common stock ("2022 Investor Warrants") in the Company's registered direct offering (the "September Offering"). Each share of common stock, or PFW as applicable, was sold together with a 2022 Investor Warrant to purchase one share of common stock at a combined effective price of \$62.50 per share of common stock and accompanying 2022 Investor Warrant. The 2022 Investor Warrants have been valued at \$7,023 and have been treated as equity. They have been valued using a Black-Scholes valuation with a risk-free interest rate of 0.55%, a contractual term of 3.5 years, a volatility of 116.7%, and a dividend rate of 0%. The estimated volatility of the Company's common stock is based on the historical volatility of the Company. The risk-free interest rate is based on rates published by the government for bonds with a maturity similar to the contractual life of the instrument at the valuation date. The term is based on the contractual term of the warrant.

The net proceeds from the September Offering were \$13,634 after deducting commissions and other offering expenses.

The 2022 Investor Warrants are exercisable at \$62.50 per share until their expiry on March 28, 2025, and the PFW are exercisable at \$0.05 per share at any time after September 28, 2021. The Company also issued 12 agent warrants that are exercisable at \$78.125 per share commencing September 28, 2021, until their expiry on March 28, 2025 (the "2022 Agent Warrants"). The 2022 Agent Warrants have been valued at \$333 and have been treated as non-cash issue costs of the common stock, 2022 Investor Warrants, and PFW. The 2022 Agent Warrants have been valued using a Black-Scholes valuation with a risk-free interest rate of 0.55%, a contractual term of 3.5 years, a volatility of 116.7%, and a dividend rate of 0%. The estimated volatility of the Company's

common stock is based on the historical volatility of the Company. The risk-free interest rate is based on rates published by the government for bonds with a maturity similar to the contractual life of the instrument at the valuation date. The term is based on the contractual term of the warrant.

During the nine months ended March 31, 2022, all of the 96 PFW were exercised at \$0.05 per PFW for proceeds of \$4.8.

Stock options

2017 Omnibus Incentive Plan

The Company's board of directors has approved the adoption of the Company's 2017 Omnibus Equity Incentive Plan (the "2017 Plan"). The 2017 Plan, as amended, was subsequently approved at an annual meeting of stockholders on April 11, 2018. As approved by the Company's stockholders on June 21, 2022, the number of common shares available under the 2017 Plan as of March 31, 2023, is 440 shares.

The following table sets forth the aggregate information on all equity compensation plans as of March 31, 2023:

Plan (in thousands, except per share amounts)	Number of shares of common stock to be issued upon exercise of outstanding stock options	Weighted-average exercise price of outstanding stock options \$	Number of stock options remaining available for future issuance under equity compensation plans ⁽²⁾
Equity compensation plans approved by security holders - 2017 Plan	197	34.72	238
Equity compensation plans not approved by security holders - Del Mar (BC) 2013 Amended and Restated Stock Option Plan ⁽¹⁾	1	2,281.51	—
Totals	198	53.54	238

⁽¹⁾ The Del Mar (BC) 2013 Amended and Restated Stock Option Plan refers to the Company's previous equity compensation plan under which 1 stock option remains outstanding as of March 31, 2023.

⁽²⁾ The balance of 238 shares of common stock available for issuance under the 2017 Plan as of March 31, 2023, is net of stock options previously exercised.

The maximum number of shares of Company common stock with respect to which any one participant may be granted awards during any calendar year is 8% of the Company's fully diluted shares of common stock on the date of grant (excluding the number of shares of common stock issued under the 2017 Plan and/or the Legacy Plan or subject to outstanding awards granted under the 2017 Plan and/or the Legacy Plan). No award will be granted under the 2017 Plan on, or after, July 7, 2027.

During the nine months ended March 31, 2023, a total of 70 stock options to purchase shares of common stock were granted to directors and officers of the Company. Of the total stock options granted, 6 have an exercise price of \$12.75 per share and vest in 12 equal monthly installments beginning on August 1, 2022. The remaining 64 stock options granted have an exercise price of \$8.785 per share and vest as to 25% on August 1, 2023, with the remaining portion vesting in equal monthly installments over a period of 36 months commencing on September 1, 2023. All of the options to purchase shares of common stock granted have a 10-year term and are subject to cancellation upon the grantees' termination of service for the Company, with certain exceptions.

The following table sets forth changes in stock options outstanding under all plans:

	Number of stock options outstanding (in thousands)	Weighted average exercise price
Balance – June 30, 2022	176	87.05
Granted	78	8.79
Expired	(56)	96.27
Balance – March 31, 2023	198	53.54

The following table summarizes stock options outstanding and exercisable under all plans at March 31, 2023:

Exercise price \$	Number Outstanding at March 31, 2023 (in thousands)	Weighted average remaining contractual life (years)	Number exercisable at March 31, 2023 (in thousands)
6.04	9	9.89	—
8.79	64	9.35	—
12.75 to 16.25	6	9.56	4
30.50 to 48.00	83	8.26	35
62.00 to 68.50	14	8.13	13
85.00	21	7.47	19
1,055.00 to 4,600.00	1	2.83	1
	<u>198</u>		<u>72</u>

Stock options granted during the nine months ended March 31, 2023, have been valued using a Black-Scholes pricing model with the following assumptions:

	March 31, 2023
Dividend rate	— %
Estimated volatility	91.40 %
Risk-free interest rate	2.67 %
Expected term – years	6.09

The estimated volatility of the Company's common stock at the date of issuance of the stock options is based on the historical volatility of the Company. The risk-free interest rate is based on rates published by the government for bonds with a maturity similar to the expected remaining term of the stock options at the valuation date. The expected term of the stock options has been estimated using the plain vanilla method.

The Company has recognized the following amounts as stock option expense for the periods noted (in thousands):

	Three months ended March 31,		Nine months ended March 31,	
	2023 \$	2022 \$	2023 \$	2022 \$
Research and development	94	(29)	368	464
General and administrative	196	671	876	1,819
	<u>290</u>	<u>642</u>	<u>1,244</u>	<u>2,283</u>

All of the stock option expense for the periods ended March 31, 2023, and 2022, has been recognized as additional paid in capital. The aggregate intrinsic value of stock options outstanding as well as stock options exercisable was \$nil as of March 31, 2023, and 2022, respectively. As of March 31, 2023, there was \$1,057 in unrecognized compensation expense that will be recognized over the next 2.75 years.

The following table sets forth changes in unvested stock options under all plans:

	Number of Options (in thousands)	Weighted average exercise price \$
Unvested at June 30, 2022	84	51.23
Granted	78	8.79
Vested	(36)	48.73
Unvested at March 31, 2023	<u>126</u>	<u>25.63</u>

The aggregate intrinsic value of unvested stock options at March 31, 2023, was \$nil (2022 - \$nil). The unvested stock options have a remaining weighted average contractual term of 9.03 years (2022 - 9.17).

Restricted stock units

On August 1, 2022, the Company issued 18 restricted stock units ("RSU") to its officers. Subject to providing continuous service to the Company, the RSU vest in four equal annual installments commencing August 1, 2023. The RSU were valued using the closing price of the Company's stock on the date of issuance with the total expense of \$155 being recognized over the vesting period of four years.

	Number of RSU (in thousands)	Number of RSU vested (in thousands)
Balance – June 30, 2022	—	—
Issuance of RSU	18	—
Balance – March 31, 2023	<u>18</u>	<u>—</u>

Common stock warrants

The following table sets forth changes in outstanding common stock warrants:

	Number of Warrants (in thousands)	Weighted average exercise price \$
Balance – June 30, 2022	720	49.36
Expiry of 2018 Investor and Agent warrants	(7)	625.68
Balance – March 31, 2023	<u>713</u>	<u>43.55</u>

The following table summarizes the Company's outstanding common stock warrants as of March 31, 2023:

Description of warrants	Number (in thousands)	Exercise price \$	Expiry date
2022 April Investor warrants	325	20.50	April 14, 2027
2022 Investor warrants	240	62.50	March 28, 2025
2020 Investor warrants	65	50.00	August 16, 2024
2019 Investor warrants	15	155.00	June 5, 2024
NBTS Warrants	3	54.50	June 19, 2025
Warrants issued for services	20	32.00 to 450.00	September 22, 2023 to February 25, 2024
2022 April Agent warrants	32	33.12	October 14, 2026
2022 Agent warrants	12	78.12	March 28, 2025
2019 Agent warrants	1	193.75	June 3, 2024
	<u>713</u>		

Series C Preferred Stock warrants

In connection with the Series C Preferred Stock private placement, the Company issued 2,504 Series C Agent Warrants. The Series C Agent Warrants have an exercise price of \$1,000 per share, provide for a cashless exercise feature, and are exercisable for a period of four years from August 19, 2020. The Series C Preferred Stock issuable upon exercise of the Series C Agent Warrants is convertible into shares of common stock in the same manner as each respective underlying series of outstanding Series C Preferred Stock and will be entitled to the same dividend rights as each respective series.

The following table sets forth changes in outstanding Series C Agent Warrants:

	Balance June 30, 2022	Number of Warrants Issued	Number of Warrants Exercised	Balance, March 31, 2023	Conversion price \$
Preferred Series C-1 Agent Warrants	1,929	—	—	1,929	58.00
Preferred Series C-2 Agent Warrants	219	—	—	219	60.70
Preferred Series C-3 Agent Warrants	296	—	—	296	57.50
	<u>2,444</u>	<u>—</u>	<u>—</u>	<u>2,444</u>	

The following table summarizes the Company's outstanding Series C Agent Warrants as of March 31, 2023:

Series C Agent Warrants	Number	Conversion price \$	Number of conversion shares (in thousands)	Cumulative common stock dividends (in thousands)
Series 1	1,929	58.00	33	23
Series 2	219	60.70	4	3
Series 3	296	57.50	5	4
	<u>2,444</u>		<u>42</u>	<u>30</u>

7 Supplementary statement of cash flows information

The Company incurred the following non-cash investing and financing transactions (in thousands):

	Nine months ended March 31,	
	2023 \$	2022 \$
Series C Preferred Stock common stock dividend (note 6)	362	2,462
Non-cash issue costs (note 6)	289	333
Equipment additions reclassified from prepaid expenses	447	—
Income taxes paid	—	—
Interest paid	—	—

8 Financial instruments

The Company's financial instruments are measured at fair value as determined by using the fair value hierarchy for inputs that maximizes the use of observable inputs and minimizes the use of unobservable inputs by requiring that the most observable inputs be used when available. Observable inputs are inputs market participants would use to value an asset or liability and are developed based on market data obtained from independent sources. Unobservable inputs are inputs based on assumptions about the factors market participants would use to value an asset or liability. The three levels of inputs that may be used to measure fair value are as follows:

- ① Level one - inputs utilize quoted prices (unadjusted) in active markets for identical assets or liabilities;
- ② Level two - inputs are inputs other than quoted prices included in Level 1 that are observable for the asset or liability, either directly or indirectly such as interest rates, foreign exchange rates, and yield curves that are observable at commonly quoted intervals; and
- ③ Level three - unobservable inputs developed using estimates and assumptions, which are developed by the reporting entity and reflect those assumptions that a market participant would use.

Assets and liabilities are classified based on the lowest level of input that is significant to the fair value measurements. Changes in the observability of valuation inputs may result in a reclassification of levels for certain securities within the fair value hierarchy. As of March 31, 2023, the Company's milestone payment liability was measured using level 3 inputs. The milestone payment liability relates to contingent milestone payments for the REM-001 program that was acquired in the Adgero merger (note 1).

Liability	March 31, 2023		
	Level 1	Level 2	Level 3
Milestone payment liability	—	—	164

The Company's financial instruments consist of cash and cash equivalents, other receivables, accounts payable, and related party payables. The carrying values of cash and cash equivalents, other receivables, accounts payable and related party payables approximate their fair values due to the immediate or short-term maturity of these financial instruments.

9 Subsequent events

The Company has evaluated its subsequent events from March 31, 2023, through the date these condensed consolidated interim financial statements were issued and has determined that there are no subsequent events requiring disclosure in these condensed consolidated interim financial statements.

Item 2. Management’s Discussion and Analysis of Financial Condition and Results of Operations

This Management’s Discussion and Analysis (“MD&A”) contains “forward-looking statements”, within the meaning of the Private Securities Litigation Reform Act of 1995, which represent our projections, estimates, expectations, or beliefs concerning, among other things, financial items that relate to management’s future plans or objectives or to our future economic and financial performance. In some cases, you can identify these statements by terminology such as “may”, “should”, “plans”, “believe”, “will”, “anticipate”, “estimate”, “expect”, “project”, or “intend”, including their opposites or similar phrases or expressions. You should be aware that these statements are projections or estimates as to future events and are subject to a number of factors that may tend to influence the accuracy of the statements. These forward-looking statements should not be regarded as a representation by us or any other person that our events or plans will be achieved. You should not unduly rely on these forward-looking statements, which speak only as of the date of this report. Except as may be required under applicable securities laws, we undertake no obligation to publicly revise any forward-looking statement to reflect circumstances or events after the date of this report or to reflect the occurrence of unanticipated events.

You should review the factors and risks we describe under “Risk Factors” in our Annual Report on Form 10-K for the year ended June 30, 2022, and in our other filings with the Securities and Exchange Commission, available at www.sec.gov. Actual results may differ materially from any forward-looking statement.

Background

Kintara Therapeutics, Inc. is a clinical stage, biopharmaceutical company focused on the development and commercialization of new cancer therapies. On August 19, 2020, the Company completed its merger with Adgero Biopharmaceuticals Holdings, Inc., a Delaware corporation (“Adgero”) in which Adgero continued its existence under Delaware law and became a direct, wholly-owned subsidiary of the Company. Following the completion of the merger, we changed our name from DelMar Pharmaceuticals, Inc. to Kintara Therapeutics, Inc. and began trading on The Nasdaq Capital Market LLC (“Nasdaq”) under the symbol “KTRA”.

We are the parent company of Del Mar (BC), a British Columbia, Canada corporation, and Adgero. We are also the parent company to Callco and Exchangeco which are British Columbia, Canada corporations. Callco and Exchangeco were formed to facilitate the Reverse Acquisition that occurred in 2013.

References to “we”, “us”, and “our”, refer to Kintara and our wholly-owned subsidiaries, Del Mar (BC), Adgero, Adgero Bio, Callco, and Exchangeco.

We are dedicated to the development of novel cancer therapies for patients with unmet medical needs. Our mission is to benefit patients by developing and commercializing anti-cancer therapies for patients whose solid tumors exhibit features that make them resistant to, or unlikely to respond to, currently available therapies, with particular focus on orphan cancer indications.

Our two lead candidates are VAL-083, a novel, validated, DNA-targeting agent, for the treatment of drug-resistant solid tumors such as glioblastoma (“GBM”) and potentially other solid tumors, including ovarian cancer, non-small cell lung cancer (“NSCLC”), and diffuse intrinsic pontine glioma (“DIPG”), and REM-001, a late-stage photodynamic therapy (“PDT”) for the treatment of cutaneous metastatic breast cancer (“CMBC”). PDT is a treatment that uses light sensitive compounds, or photosensitizers, that, when exposed to specific wavelengths of light, act as a catalyst to produce a form of reactive oxygen that induces local tumor cell death. We have paused the REM-001 program in order to conserve cash resources.

Recent Events







• On April 17, 2023, at the American Association for Cancer Research Annual Meeting, case study data from the VAL-083 expanded access program was presented.

Targeted Clinical Milestones

We expect topline results 12 months after the last patient is randomized for our Global Coalition for Adaptive Research (“GCAR”) GBM Adaptive Global Innovative Learning Environment (“AGILE”) international registrational Phase 2/3 clinical study for VAL-083 (the “GBM AGILE Study”). We estimate these results to be available around the end of the fourth quarter of calendar 2023.

Product Pipeline

Kintara Product Pipeline – Multiple Shots on Goal

PRECLINICAL	IND	PHASE 1	PHASE 2	PHASE 3	Orphan Drug Designation	Fast Track Designation
LEAD INDICATIONS						
VAL-083: Glioblastoma		Newly-Diagnosed Unmethylated			<ul style="list-style-type: none">  Malignant Gliomas  Medulloblastoma  Glioma  DIPG 	✓
VAL-083: Glioblastoma		Newly-Diagnosed Methylated				
VAL-083: Glioblastoma		Recurrent				✓
International Registrational Study (GCAR/AGILE) in newly-diagnosed and recurrent patients Top line results expected around the end of 2023						
REM-001: Cutaneous Metastatic Breast Cancer						✓
Fifteen-patient study leading into Pivotal Study Program currently paused to conserve cash						
FOLLOW-ON INDICATIONS						
REM-001: Recurrent Basal Cell Carcinoma Nevus Syndrome					 BCCNS	
VAL-083: Ovarian Cancer					 Ovarian Cancer	

VAL-083

Background

VAL-083 is a first-in-class, small-molecule, DNA-targeting chemotherapeutic that has demonstrated activity against a range of tumor types in prior human Phase 1 and Phase 2 clinical studies sponsored by the US National Cancer Institute (“NCI”). “First-in-class” means that VAL-083 embodies a unique molecular structure which is not an analogue, or derivative, of any approved product, or product under development, for the treatment of cancer. As part of our business strategy, we leverage and build upon these prior NCI investments and data from more than 40 NCI Phase 1 and Phase 2 clinical studies, which includes an estimated 1,200 patient safety database.

In GBM, we are part of the GBM AGILE Study which is an international registrational Phase 2/3 clinical study for GBM. The study is a patient centered, adaptive platform study for registration evaluating multiple therapies for patients with newly-diagnosed and recurrent GBM. Patients in the GBM AGILE Study are tested for their O⁶-methyl guanine methyltransferase (“MGMT”) methylation status prior to enrollment. VAL-083 is being evaluated in all three GBM patient subtypes in this study: newly-diagnosed methylated MGMT; newly-diagnosed unmethylated MGMT; and recurrent.

We have also completed two open-label, biomarker-driven, Phase 2 studies in MGMT-unmethylated GBM. MGMT is a DNA-repair enzyme that is associated with resistance to temozolomide (“TMZ” or Temodar[®]), the current standard-of-care chemotherapy used in the treatment of GBM. More than 60% of GBM patients have MGMT-unmethylated tumors and exhibit a high expression of MGMT which is correlated with TMZ resistance, treatment failure, and poor patient outcomes as indicated in the current National Comprehensive Cancer Network (“NCCN”) guidelines for GBM treatment. Our research demonstrates that VAL-083’s anti-tumor activity is independent of MGMT expression. In our completed Phase 2 studies we used MGMT as a biomarker to identify patients for treatment with VAL-083 in three distinct GBM unmethylated MGMT patient populations: newly-diagnosed first line, newly-diagnosed adjuvant, and recurrent.

In addition, we have undertaken research in ovarian cancer. Ovarian cancer is the fifth most common cancer in women and is the leading cause of death among women diagnosed with gynecological malignancies. We are in the process of evaluating the best path forward in ovarian cancer including the potential combination of VAL-083 with PARP inhibitors. The U.S. Food and Drug Administration (the “FDA”) granted orphan drug designation for the use of VAL-083 in the treatment of ovarian cancer.

We have a broad patent portfolio to protect our intellectual property. Our patents and patent applications claim methods of use of VAL-083 and related compounds, synthetic methods, and quality controls for the manufacturing process of VAL-083. We believe

that our portfolio of intellectual property rights provides a defensible market position for the commercialization of VAL-083 in the United States and other international markets. In addition, VAL-083 has been designated by the FDA as an orphan drug under the Orphan Drug Act and the European Medicines Agency (“EMA”) for the treatment of gliomas, including GBM. The FDA has also granted Orphan Drug description to VAL-083 for the treatment of medulloblastoma and ovarian cancer.

Our corporate strategy is to advance VAL-083 on an indication-by-indication basis, and then to consider out-licensing when a corporate development program has matured enough to warrant proper licensing valuations. In addition to VAL-083’s applicability to multiple solid tumor indications, we are also constantly evaluating licensing or acquiring additional product candidates, in order to establish a product pipeline and to position us for long-term sustainability and growth of shareholder value. We believe the experience of our clinical development team will position us to efficiently develop possible drug candidates that we may acquire, or license, in the future.

We intend to continue to evaluate options for our strategic direction. These options may include raising additional capital, the acquisition of another company and/or complementary assets, our sale, or another type of strategic partnership.

VAL-083 Clinical Studies

GBM AGILE Study

On October 21, 2020, we announced we had entered into a definitive agreement with GCAR and on January 13, 2021, we announced the initiation of patient recruitment for the VAL-083 study arm of the GBM AGILE Study. VAL-083 is currently being evaluated in all three GBM patient subtypes in the GBM AGILE Study: newly-diagnosed methylated MGMT; newly-diagnosed unmethylated MGMT; and recurrent.

The GBM AGILE Study employs a cost-efficient, adaptive study design with a stage 1 learning and adapting phase and a stage 2 expansion and confirmation phase. The Kintara arm of the GBM AGILE Study is ongoing at 39 clinical sites in the United States, four in Canada, and two in Europe. GCAR has previously announced that the GBM AGILE Study has screened over 1,300 patients and that enrollment rates for the study are 3 to 4 times greater than traditional GBM studies, with active sites averaging 0.75 to 1 patient per site per month. The GBM AGILE Study, which was designed by GCAR with input from the FDA, restricts companies participating in the study from disclosing data and other information before the end of the study in order to protect the integrity of the individual trial arm data, as well as the overall study. We expect to announce topline data from the GBM AGILE Study around the end of calendar 2023.

The GBM AGILE Study is an international, innovative platform study designed to more rapidly identify and confirm effective therapies for patients with glioblastoma through response adaptive randomization and a seamless Phase 2/3 design. The study, conceived by over 130 key opinion leaders, is conducted under a master protocol, allowing multiple therapies or combinations of therapies from different pharmaceutical partners to be evaluated simultaneously. With its innovative design and efficient operational infrastructure, we believe data from the GBM AGILE Study can be used as the foundation for a New Drug Application (“NDA”) and biologics license application submissions and registrations to the FDA and other health authorities. As with any clinical trial, there is a high likelihood of failure, and this is particularly the case with a study for a difficult to treat indication such as GBM.

GCAR is a 501(c)(3) nonprofit organization uniting physicians, clinical researchers, advocacy and philanthropic organizations, biopharma, health authorities, and other key stakeholders in healthcare to expedite the discovery and development of treatments for patients with rare and deadly diseases by serving as a sponsor of innovative and complex studies including master protocols and platform studies. GCAR is the sponsor of GBM AGILE. Key strategic partners for the GBM AGILE Study effort include the National Brain Tumor Society (“NBTS”), National Foundation for Cancer Research, and Asian Fund for Cancer Research.

Safety Across Studies

Consistent with prior studies, myelosuppression was the most common adverse event with VAL-083 in all three patient cohorts in our completed Phase 2 studies. In the 30 mg/m²/day starting dose cohort (the dose being studied in the GBM AGILE Study) five subjects experienced a serious adverse event (“SAE”) possibly related to VAL-083 in the recurrent group and one patient experienced a possible drug-related SAE in the newly-diagnosed adjuvant group.

In the newly-diagnosed first-line Phase 2 study three subjects experienced an SAE possibly related to VAL-083. Multiple treatment cycles of VAL-083 at the 30 mg/m²/day dose in combination with standard radiation treatment (2 Gray/day, 5 days/week) were shown to be generally safe and well-tolerated.

Current Treatments for Gliomas and Glioblastoma

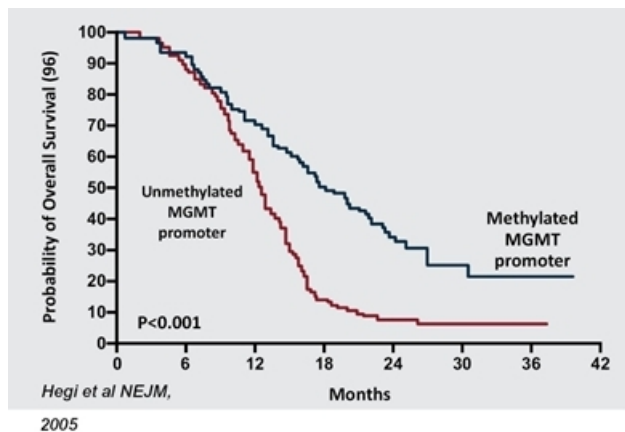
Gliomas are a type of Central Nervous System (“CNS”) tumor that arises from glial cells in the brain or spine. Glial cells are the cells surrounding nerves. Their primary function is to provide support and protection for neurons in the CNS.

Common symptoms of GBM include headaches, seizures, nausea, weakness, paralysis and personality or cognitive changes such as loss of speech or difficulty in thinking clearly. GBM progresses quickly and patients’ conditions deteriorate rapidly progressing to death. The outlook for GBM patients is generally poor. The overall median survival in newly diagnosed GBM patients with best available treatments is less than 15 months, and two-year and five-year survival rates are approximately 30% and 10%, respectively. Median overall survival in newly-diagnosed, unmethylated GBM patients is 12.2 months.

The recommended treatment regimen for GBM includes surgical resection to remove as much of the tumor as possible (“debulking”) followed by radiotherapy with concomitant and adjuvant chemotherapy with TMZ with or without tumor treating fields (“TTF”). GBM patients whose tumors exhibit an unmethylated promoter for the gene encoding the DNA repair enzyme MGMT, a biomarker correlated with resistance to TMZ, may be treated with radiation alone following surgery.

Patients with an unmethylated MGMT promoter have high levels of MGMT, a naturally-occurring DNA repair enzyme that repairs tumor-fighting lesions induced by TMZ thus allowing a patient’s tumor to continue to grow despite treatment, which leads to poor outcomes. Measurement of MGMT methylation status has become routine in clinical practice as biomarker that correlates with response to TMZ and patient outcomes in GBM.

Probability of GBM Patient Survival Correlated to Expression of MGMT Enzyme (Unmethylated promoter = High MGMT Expression and Significantly Shorter Survival)



TTF (Optune®) is a non-invasive technique for adults with GBM. TTF uses alternating electrical fields to disrupt tumor cell division, or cause cell death, thereby preventing the tumor from growing or spreading as quickly. A clinical study reported that GBM patients treated with TTF combined with TMZ experienced longer survival than those treated with TMZ alone.

The majority of GBM patients’ tumors recur within 6 – 12 months of initial treatment. Experimental therapy through clinical studies is recommended under NCCN guidelines for eligible patients. NCCN guidelines also recommend treatment with systemic chemotherapy, such as lomustine (“CCNU”). For patients who are eligible for additional surgical debulking, local chemotherapy with carmustine (“BCNU”) wafers may be employed. CCNU and BCNU target the same DNA-site as TMZ and are also subject to MGMT-related resistance.

Avastin (Avastin®, an anti-VEGF antibody) recently received full approval in the US, Canada, Australia, and Japan as a single agent for patients with recurrent GBM following prior therapy. Avastin carries an FDA “black-box warning” related to severe, sometimes fatal, side effects such as gastrointestinal perforations, wound healing complications and hemorrhage. There are no data demonstrating an improvement in disease-related symptoms or increased survival for GBM patients treated with Avastin.

Recurrent GBM patients, especially those whose tumors progress following treatment with Avastin, have limited or no treatment options and a very poor prognosis. According to published literature, the median survival for GBM patients whose tumors progress following Avastin is less than five months.

VAL-083 Mechanism of Action

Chemotherapy forms the basis of treatment in nearly all cancers. We believe that VAL-083 may be effective in treating tumors exhibiting biological features that cause resistance to currently available chemotherapy, particularly for patients who have failed, or become resistant to, other treatment regimens.

Based on published research and our own data, the cytotoxic functional groups, and the mechanism of action of VAL-083 are functionally different from alkylating agents commonly used in the treatment of cancer. VAL-083 has previously demonstrated activity in cell lines that are resistant to other types of chemotherapy. No evidence of cross-resistance has been reported in published clinical studies.

Our research suggests that VAL-083 attacks cancer cells via a unique mechanism of action that is distinct from other chemotherapies used in the treatment of cancer. Our data indicate that VAL-083 forms inter-strand crosslinks at the N7 position of guanine on the DNA of cancer cells. Our data also indicate that this crosslink forms rapidly and is not easily repaired by the cancer cell, resulting in cell-cycle arrest and lethal double-strand DNA breaks in cancer cells. VAL-083 readily crosses the blood brain barrier. Published preclinical and clinical research demonstrate that VAL-083 is absorbed more readily in tumor cells than in normal cells.

In vitro, our data also demonstrate that VAL-083's distinct mechanism may be able to overcome drug resistance against a range of cancers. For example, VAL-083 is active against MGMT-unmethylated GBM cells which are resistant to treatment with TMZ and nitrosoureas. VAL-083 also retains a high level of activity in p53 mutated non-small cell lung cancer ("NSCLC"), ovarian cancer and medulloblastoma cell lines that are resistant to platinum-based chemotherapy.

Importantly, clinical activity against each of the tumors mentioned above was established in prior NCI-sponsored Phase 2 clinical studies. We believe that these historical clinical data and our own research support the development of VAL-083 as a potential new treatment for multiple types of cancer.

The main dose-limiting toxicity ("DLT") related to the administration of VAL-083 in previous NCI-sponsored clinical studies and our own clinical studies is myelosuppression, particularly thrombocytopenia. Myelosuppression, including thrombocytopenia, is a common side effect of chemotherapy. Myelosuppression is the decrease in cells responsible for providing immunity, carrying oxygen, and causing normal blood clotting. Thrombocytopenia is a reduction in platelet counts which assist in blood clotting. Modern medicine allows for better management of myelosuppressive side effects. We believe this offers the potential opportunity to improve upon the drug's already established efficacy profile by substantially increasing the dose of VAL-083 that can be safely administered to cancer patients.

REM-001

Background

Through REM-001, we are developing our photodynamic therapy ("PDT") for the treatment of rare, unmet medical needs. PDT is a treatment that uses light sensitive compounds, or photosensitizers, that, when exposed to specific wavelengths of light, act as catalysts to produce a form of oxygen that induces local tumor cell death. REM-001 consists of three parts: the laser light source, the light delivery device, and the REM-001 drug product (collectively, the "REM-001 Therapy"). REM-001 consists of an active pharmaceutical ingredient ("API") in a lipid formulation. The REM-001 API is SnET2 ("tin ethyl etiopurpurin") which is a second-generation PDT photosensitizer agent. We believe REM-001 possesses multiple advantages over earlier generation PDT compounds.

Our lead indication for REM-001 is CMBC which is a disease that may strike individuals with advanced breast cancer and for which effective treatment options are limited. In four Phase 2 and/or Phase 3 clinical studies in CMBC patients, primarily targeting patients who had previously received chemotherapy and failed radiation therapy, REM-001 Therapy was able to reduce, or eliminate, a substantial number of the treated CMBC tumors. Specifically, our analysis of the data collected from these studies indicates that in approximately 80% of evaluable tumor sites treated with REM-001 Therapy, there was a complete response; meaning that follow-up clinical assessments indicated no visible evidence of the tumor remaining. We believe clinical data indicates that REM-001 Therapy holds promise as a treatment to locally eliminate, or slow the growth of, treated cutaneous cancerous tumors in this difficult-to-treat patient population.

Numerous approaches have been utilized to treat CMBC patients, including various forms of chemotherapy, radiation therapy, surgical excision, hyperthermia, cryotherapy, electro-chemotherapy, topical drugs, and intra-lesional chemotherapy injections. However, for the most part, we believe that these therapies are often inadequate given the limited efficacy, toxicities and/or side effects of each. We believe our REM-001 Therapy has several advantages for this indication: it can be highly directed to the tumor site, has minimal systemic effects or normal tissue toxicities, can be used in conjunction with other therapies, and can be periodically repeated.

Our REM-001 Therapy product consists of three parts: the DD series laser light source (or equivalent), the ML2-0400 light delivery device (or equivalent) and the drug REM-001. In use, REM-001 is first administered by intravenous infusion and allowed to distribute within the body and be taken up by the tumors. Tumors are then illuminated with light using the light delivery device, which is attached to the laser light source, so that the accumulated REM-001 can be activated for the desired clinical effect.

As a result of our review of the historical data, we submitted questions to the FDA under a Type C format to review the technology and results and determine the anticipated requirements for regulatory approval. On March 3, 2017, we received the FDA's written response to these questions. Based on that response, we have successfully manufactured REM-001 and developed light delivery devices for our planned 15-patient Phase 2 study. We received a Study May Proceed letter from the FDA for our 15-patient study on August 9, 2022.

On October 19, 2022, we announced that the REM-001 program in CMBC was paused to conserve cash which will be used to support the funding of the GBM AGILE Study. By pausing the REM-001 program, we expect to save approximately \$3.0 million through calendar 2023.

VAL-083 and REM-001 Fast Track Designations

The FDA has granted us Fast Track Designation ("FTD") for VAL-083 in recurrent and newly-diagnosed unmethylated GBM and for REM-001 in CMBC.

The FTD is designed to expedite the review of drugs that show promise in treating life-threatening diseases and address unmet medical needs, with the goal of getting new treatments to patients earlier. FTD provides sponsors with an opportunity for increased frequency for communication with the FDA to ensure an optimal development plan and to collect appropriate data needed to support drug approval. Additional benefits of the FTD may include an Accelerated Approval, a Priority Review, and a Rolling Review. Accelerated Approval is granted to drugs that demonstrate an effect on a surrogate, or intermediate endpoints, reasonably likely to predict clinical benefit. Priority Review shortens the FDA review process for a new drug from ten months to six months and is appropriate for drugs that demonstrate significant improvements in both safety and efficacy of an existing therapy. Rolling Review provides a drug company the opportunity to submit completed sections of its NDA for review by the FDA. Typically, NDA reviews do not commence until the drug company has submitted the entire application to the FDA. Through the FTD, the FDA attempts to ensure that questions raised during the drug development process are resolved quickly, often leading to earlier approval and increased access for patients.

Impact of COVID-19

In March 2020, the World Health Organization declared the outbreak of COVID-19 a pandemic and a public health emergency of international concern. The global spread of COVID-19, including new and emerging variants, has created significant volatility and uncertainty since March 2020 and may continue into the future.

Regarding the VAL-083 study arm of the GBM AGILE Study that is ongoing at multiple sites in the United States, Canada and Europe, we have not experienced any significant COVID-19 impacts on patient enrollment or treatment. With respect to the REM-001 drug supply, we have previously experienced some delays in contract manufacturing schedules and supplies which we attribute to COVID-19. As a result of our decision to pause the REM-001 program in order to conserve cash resources, the previous delays should not have an impact on our REM-001 program timeline.

We are unable to accurately predict the full impact that COVID-19 will have on our business, results of operations, and financial conditions due to numerous uncertainties, including the full scope of the disease, the duration of the outbreak, the number and intensity of subsequent waves of infections, actions that may be taken by governmental authorities, the impact to the businesses of third parties we rely on, the development of treatments and vaccines, and other factors identified under "Risk Factors" in our Annual Report on Form 10-K for the year ended June 30, 2022. We will continue to evaluate the nature and extent of the impact to our business, results of operations, and financial condition.

Corporate History

We are a Nevada corporation formed on June 24, 2009, under the name Berry Only Inc. On January 25, 2013, we entered into and closed an exchange agreement (the "Exchange Agreement"), with Del Mar Pharmaceuticals (BC) Ltd. ("Del Mar (BC)"), 0959454 B.C. Ltd. ("Callco"), and 0959456 B.C. Ltd. ("Exchangeco") and the security holders of Del Mar (BC). Upon completion of the Exchange Agreement, Del Mar (BC) became a wholly-owned subsidiary of ours (the "Reverse Acquisition").

On August 19, 2020, we acquired Adgero and changed our name from DelMar Pharmaceuticals, Inc. to Kintara Therapeutics, Inc. We are the parent company to the following entities:

- ⌚ Del Mar (BC), a British Columbia, Canada corporation incorporated on April 6, 2010, which is a clinical stage company with a focus on the development of drugs for the treatment of cancer;
- ⌚ Adgero, a Delaware corporation incorporated on October 26, 2015, which is a clinical stage company with a focus on the development of photodynamic therapy for the treatment of rare, unmet medical needs, specifically orphan cancer indications;
- ⌚ Adgero Biopharmaceuticals, Inc. a Delaware corporation incorporated on November 16, 2007; and
- ⌚ Callco and Exchangeco which are British Columbia, Canada corporations. Callco and Exchangeco were formed to facilitate the Reverse Acquisition.

Outstanding Securities

As of May 10, 2023, we had 1,692 shares of common stock issued and outstanding, outstanding warrants to purchase 713 shares of common stock, warrants to purchase 2,444 shares of our Series C Preferred Stock that upon exercise are convertible into 42 shares of common stock, outstanding stock options to purchase 198 shares of common stock, 18 restricted stock units, 14,208 outstanding shares Series C Preferred Stock that are convertible into 245 shares of common stock. All common stock warrants, stock options, and restricted stock units are convertible, or exercisable into, one share of common stock. The Series C Preferred Stock (issued in three series) is convertible into shares of common stock at \$58 per share (Series C-1), \$60.70 per share (Series C-2) or \$57.50 per share (Series C-3), respectively. The Series C Preferred stock purchase warrants are convertible into Series C Preferred Stock at \$1,000 per share for either Series C-1, Series C-2, or Series C-3 Preferred Stock, as applicable.

Selected Quarterly Information

The financial information reported herein has been prepared in accordance with accounting principles generally accepted in the United States. Our functional currency at March 31, 2023, and June 30, 2022, is the US\$. The following tables represent selected financial information for us for the periods presented. All amounts in the remainder of this MD&A are expressed in thousands, except par value and per share amounts, unless otherwise noted.

Selected Balance Sheet Data

	March 31, 2023 \$	June 30, 2022 \$
	(in thousands)	
Cash and cash equivalents	3,045	11,780
Working capital	3,226	9,268
Total assets	6,740	15,948
Total stockholders' equity	3,786	11,795

For the three months ended

	March 31, 2023 \$	March 31, 2022 \$
	(in thousands, except per share data)	
Expenses		
Research and development	2,005	3,474
General and administrative	1,297	1,884
	(3,302)	(5,358)
Other income (loss)		
Foreign exchange	(1)	1
Interest, net	39	1
	38	2
Net loss for the period	(3,264)	(5,356)
Series A Preferred cash dividend		
	(2)	(2)
Net loss for the period attributable to common stockholders	(3,266)	(5,358)
Basic and fully diluted weighted average number of shares	1,681	983
Basic and fully diluted loss per share	(1.94)	(5.45)

For the nine months ended

	March 31, 2023 \$	March 31, 2022 \$
	(in thousands, except per share data)	
Expenses		
Research and development	7,235	11,169
General and administrative	4,212	6,055
	(11,447)	(17,224)
Other income		
Foreign exchange	10	6
Interest, net	123	3
	133	9
Net loss for the period	(11,314)	(17,215)
Series A Preferred cash dividend	(6)	(6)
Series C Preferred stock dividend	(362)	(2,462)
Net loss for the period attributable to common stockholders	(11,682)	(19,683)
Basic and fully diluted weighted average number of shares	1,596	879
Basic and fully diluted loss per share	(7.32)	(22.39)

Expenses, net of non-cash, share-based compensation expense – non-GAAP

The following table discloses research and development, and general and administrative expenses net of non-cash, share-based compensation payment expense. The disclosure has been provided to reconcile the total operational expenses on a GAAP basis and the non-GAAP operational expenses net of non-cash stock-based compensation in order to provide an estimate of cash used in research and development, and general and administrative expense. Management uses the cash basis of expenses for forecasting and budget purposes to determine the allocation of resources and to plan for future financing opportunities.

For the three months ended

	March 31, 2023 \$	March 31, 2022 \$
	(in thousands)	
Research and development - GAAP	2,005	3,474
Less: non-cash, share-based compensation expense	(115)	29
Research and development net of non-cash, share-based, compensation expense – Non-GAAP	<u>1,890</u>	<u>3,503</u>
General and administrative - GAAP	1,297	1,884
Less: non-cash, share-based compensation expense	(339)	(671)
General and administrative net of non-cash, share-based, compensation expense – Non-GAAP	<u>958</u>	<u>1,213</u>

For the nine months ended

	March 31, 2023 \$	March 31, 2022 \$
	(in thousands)	
Research and development - GAAP	7,235	11,169
Less: non-cash, share-based compensation expense	(389)	(464)
Research and development net of non-cash, share-based, compensation expense – Non-GAAP	<u>6,846</u>	<u>10,705</u>
General and administrative - GAAP	4,212	6,055
Less: non-cash, share-based compensation expense	(1,019)	(1,854)
General and administrative net of non-cash, share-based, compensation expense – Non-GAAP	<u>3,193</u>	<u>4,201</u>

Results of Operations

Comparison of the three months ended March 31, 2023, and March 31, 2022

	March 31, 2023 \$	March 31, 2022 \$	Change \$	Change %
	Three months ended (in thousands)			
Expenses				
Research and development	2,005	3,474	(1,469)	(42)
General and administrative	1,297	1,884	(587)	(31)
	(3,302)	(5,358)	2,056	
Other income (loss)				
Foreign exchange	(1)	1	(2)	(200)
Interest, net	39	1	38	3,800
	38	2	36	
Net loss	<u>(3,264)</u>	<u>(5,356)</u>	<u>2,092</u>	

Research and Development

Research and development expenses decreased to \$2,005 for the three months ended March 31, 2023, from \$3,474 for the three months ended March 31, 2022. The decrease was largely attributable to lower clinical development costs, partially offset by higher non-cash, share-based compensation expenses incurred during the three months ended March 31, 2023, compared to the three months ended March 31, 2022.

Clinical development costs have decreased in the current quarter compared to the same quarter in the prior fiscal year in part due to costs related to the GBM AGILE Study being lower in the three months ended March 31, 2023, compared to the three months ended March 31, 2022. In addition, on October 19, 2022, we announced that we had paused the REM-001 program in order to preserve cash for the development of VAL-083. As a result, costs for REM-001 were lower in the current quarter compared to the same quarter in the prior fiscal year. Non-cash, share-based compensation expense increased to \$115 for the three months ended March 31, 2023, from a reversal of \$29 for the three months ended March 31, 2022. During the quarter ended March 31, 2022, there was a staff reduction resulting in the forfeiture of stock options.

General and Administrative

General and administrative expenses were \$1,297 for the three months ended March 31, 2023, compared to \$1,884 for the three months ended March 31, 2022. A significant portion of the decrease was a result of lower non-cash, share-based compensation expenses and a reduction in personnel costs in the current three months compared to the same period in the prior fiscal year. Non-cash, share-based compensation expense decreased to \$339 for the three months ended March 31, 2023, from \$671 for the three months ended March 31, 2022, due to the recognition of higher compensation expense recognized during the three months ended March 31, 2022, for stock options granted in September 2021. Personnel costs have decreased in the current quarter compared to the same quarter in the prior fiscal year largely due to a reduction in staff.

Preferred Share Dividends

For each of the three months ended March 31, 2023, and 2022, we recorded \$2 related to the cash dividend payable to Valent on the Series A Preferred Stock. The dividend has been recorded as a direct increase in accumulated deficit for both periods.

Comparison of the nine months ended March 31, 2023, and March 31, 2022

	Nine months ended		Change \$	Change %
	March 31, 2023 \$	March 31, 2022 \$		
		(in thousands)		
Expenses				
Research and development	7,235	11,169	(3,934)	(35)
General and administrative	4,212	6,055	(1,843)	(30)
	(11,447)	(17,224)	5,777	
Other income				
Foreign exchange	10	6	4	67
Interest, net	123	3	120	4,000
	133	9	124	
Net loss	<u>(11,314)</u>	<u>(17,215)</u>	<u>5,901</u>	

Research and Development

Research and development expenses decreased to \$7,235 for the nine months ended March 31, 2023, from \$11,169 for the nine months ended March 31, 2022. The decrease was largely attributable to lower clinical development costs, non-cash, share-based compensation expenses, and personnel costs incurred during the nine months ended March 31, 2023, compared to the nine months ended March 31, 2022.

Clinical development costs have decreased in the nine months ended March 31, 2023, compared to the nine months ended March 31, 2022, partially due to lower costs recognized for the GBM AGILE Study. In addition, on October 19, 2022, we announced we had paused the REM-001 program in order to preserve cash for the development of VAL-083. As a result, costs for REM-001 were lower in the nine months ended March 31, 2023, compared to the same period in the prior fiscal year. Non-cash, share-based compensation expense decreased to \$389 for the nine months ended March 31, 2023, from \$464 for the nine months ended March 31, 2022, due to the higher compensation expense recognized during the nine months ended March 31, 2022, for stock options granted in September 2021. Personnel costs have decreased in the current period compared to the same period in the prior fiscal year largely due to a reduction in staff.

General and Administrative

General and administrative expenses were \$4,212 for the nine months ended March 31, 2023, compared to \$6,055 for the nine months ended March 31, 2022. A significant portion of the decrease was a result of lower non-cash, share-based compensation expenses, personnel costs, and a reduction in professional fees in the current nine months compared to the same period in the prior fiscal year. Non-cash, share-based compensation expense decreased to \$1,019 for the nine months ended March 31, 2023, from \$1,854 for the nine months ended March 31, 2022, due to the recognition of higher compensation expense recognized during the nine months ended March 31, 2022, for stock options granted in September 2021. Personnel costs have decreased in the current period compared to the same period in the prior fiscal year largely due to a reduction in staff. Professional fees were lower during the nine months ended March 31, 2023, compared to the nine months ended March 31, 2022, due to reduced investor relations expenses.

Preferred Share Dividends

During the nine months ended March 31, 2023, we issued 43 (2022 – 34) shares of common stock as a stock dividend on the Series C Preferred Stock and recognized \$362 (2022 - \$2,462) as a direct increase in accumulated deficit.

For each of the nine months ended March 31, 2023, and 2022, we recorded \$6 related to the cash dividend payable to Valent on the Series A Preferred Stock. The dividend has been recorded as a direct increase in accumulated deficit for both periods.

Liquidity and Capital Resources

Nine months ended March 31, 2023, compared to the nine months ended March 31, 2022

	March 31, 2023 \$	March 31, 2022 \$	Change \$	Change %
	(in thousands)			
Cash flows from operating activities	(10,357)	(15,400)	5,043	(33)
Cash flows from investing activities	(232)	—	(232)	100
Cash flows from financing activities	1,854	13,702	(11,848)	(86)

Operating Activities

Net cash used in operating activities decreased to \$10,357 for the nine months ended March 31, 2023, from \$15,400 for the nine months ended March 31, 2022. During the nine months ended March 31, 2023, and 2022, we reported net losses of \$11,314 and \$17,215, respectively. Changes in adjustments to reconcile net loss to net cash used in operating activities for the nine months ended March 31, 2023, included stock option expense of \$1,244 being recognized during the current period compared to \$2,283 in the same period in the prior fiscal year. In addition, during the nine months ended March 31, 2023, non-cash expenses of \$164 were incurred for shares issued for services and restricted stock unit expense while no such items were incurred in the nine months ended March 31, 2022. The most significant changes in working capital for the nine months ended March 31, 2023, were related to an increase in clinical trial deposits of \$1,700, a decrease in accounts payable and accrued liabilities of \$616, and a decrease in related party payables of \$541. The most significant change in working capital for the nine months ended March 31, 2022, was due to a decrease in prepaid expenses and deposits of \$998 and an increase in accounts and accrued liabilities of \$563.

Investing Activities

Net cash used in investing activities was \$232 for the nine months ended March 31, 2023, for the purchase of equipment, compared to \$nil for the nine months ended March 31, 2022.

Financing Activities

During the nine months ended March 31, 2023, we received \$1,860 in net proceeds from the sale of shares under the stock purchase agreement, dated as of August 2, 2022, (the "Purchase Agreement") with Lincoln Park Capital Fund, LLC ("Lincoln Park"), pursuant to which Lincoln Park committed to purchase up to a maximum of \$20,000 of shares of the Company's common stock.

During the nine months ended March 31, 2022, we received \$13,634 in net proceeds from the completion of a registered direct financing that closed on September 28, 2021, and \$74 from the cash exercise of stock purchase warrants.

Going Concern and Capital Expenditure Requirements

Going Concern and Management Plans

(See note 1 to the condensed consolidated interim financial statements)

The condensed consolidated interim financial statements have been prepared on a going concern basis, which assumes that we will continue our operations for the foreseeable future and contemplates the realization of assets and the settlement of liabilities in the normal course of business.

For the nine months ended March 31, 2023, we reported a loss of \$11,314 and a negative cash flow from operations of \$10,357. We had an accumulated deficit of \$148,038 and had cash and cash equivalents of \$3,045 as of March 31, 2023. We are in the clinical stage and have not generated any revenues to date. We do not have the prospect of achieving revenues until such time that our product candidates are commercialized, or partnered, which may not ever occur. On August 2, 2022, we entered into a Purchase Agreement under which we received approximately \$1,860 in net proceeds as of March 31, 2023, which is the current maximum amount available under the Purchase Agreement due to ownership limitations under Nasdaq rules. Even with the proceeds from this financing, we will require additional funding to maintain our clinical trials, research and development projects, and for general operations. These circumstances indicate substantial doubt exists about our ability to continue as a going concern within one year from the date of filing of these condensed consolidated interim financial statements.

Consequently, management is pursuing various financing alternatives to fund our operations so we can continue as a going concern. In addition, we have paused the REM-001 program in order to conserve cash resources for the VAL-083 clinical study. Management plans to continue to pursue opportunities to secure the necessary financing through the issue of new equity, debt, and/or entering into strategic partnership arrangements. However, our ability to raise additional capital could be affected by various risks and uncertainties including, but not limited to, the effects of the COVID-19 pandemic and global unrest. We may not be able to raise sufficient additional capital and may tailor our drug candidate development programs based on the amount of funding we are able to raise in the future. Nevertheless, there is no assurance that these initiatives will be successful.

The condensed consolidated interim financial statements do not give effect to any adjustments to the amounts and classification of assets and liabilities that may be necessary should we be unable to continue as a going concern. Such adjustments could be material.

Our future funding requirements will depend on many factors, including but not limited to:

- ⌚ the rate of progress and cost of our clinical studies, preclinical studies and other discovery and research and development activities;
- ⌚ the costs associated with establishing manufacturing and commercialization capabilities;
- ⌚ the costs of acquiring or investing in businesses, product candidates and technologies;
- ⌚ the costs of filing, prosecuting, defending and enforcing any patent claims and other intellectual property rights;
- ⌚ the costs and timing of seeking and obtaining FDA and other regulatory approvals;
- ⌚ the effect of competing technological and market developments;
- ⌚ the economic and other terms and timing of any collaboration, licensing or other arrangements into which we may enter; and
- ⌚ the impact of us being a public entity.

Until we can generate a sufficient amount of product revenue to finance our cash requirements, which we may never do, we expect to finance future cash needs primarily through public or private equity and debt offerings, and/or strategic collaborations. The sale of equity and convertible debt securities may result in dilution to our stockholders and certain of those securities may have rights senior to those of our shares of capital stock. If we raise additional funds through the issuance of preferred stock, convertible debt securities or other debt financing, these securities or other debt could contain covenants that would restrict our operations. Any other third-party funding arrangement could require us to relinquish valuable rights. Economic conditions may affect the availability of funds and activity in equity markets. We do not know whether additional funding will be available on acceptable terms, or at all. If we are not able to secure additional funding when needed, we may have to delay, reduce the scope of or eliminate one or more of our clinical trials or research and development programs or make changes to our operating plan. In addition, we may have to seek a partner for one or more of our product candidates at an earlier stage of development, which would lower the economic value of those programs to us.

Critical Accounting Policies and Estimates

The preparation of financial statements, in conformity with generally accepted accounting principles in the United States, requires companies to establish accounting policies and to make estimates that affect both the amount and timing of the recording of assets, liabilities, revenues and expenses. Some of these estimates require judgments about matters that are inherently uncertain and therefore actual results may differ from those estimates.

A detailed presentation of all of our significant accounting policies and the estimates derived therefrom is included in Note 2 to our consolidated financial statements for the year ended June 30, 2022, contained in our Form 10-K filed with the SEC on September 27, 2022. While all of the significant accounting policies are important to our consolidated financial statements, the following accounting policies and the estimates derived therefrom are critical:

- ⌚ Fair value of financial instruments
- ⌚ Accruals for research and development expenses and clinical trials

Fair value of financial instruments

We recognize compensation costs resulting from the issuance of stock-based awards to employees, non-employees and directors as an expense in the statement of operations over the service period based on a measurement of fair value for each stock-based award. Prior to our adoption of ASU 2018-07, *Compensation-Stock Compensation (Topic 718), Improvements to Nonemployee Share-Based Payment Accounting* ("ASU 2018-07"), stock options granted to non-employee consultants were revalued at the end of each reporting period until vested using the Black-Scholes option-pricing model and the changes in their fair value were recorded as adjustments to expense over the related vesting period. For the nine months ended March 31, 2023, and 2022, the determination of grant-date fair value for stock option awards was estimated using the Black-Scholes model which includes variables such as the expected volatility of our share price, the anticipated exercise behavior of its grantee, interest rates, and dividend yields. For the nine months ended March 31, 2023, and 2022, we utilized the plain vanilla method to determine the expected life of stock options. These variables are projected based on our historical data, experience, and other factors. Changes in any of these variables could result in material adjustments to the expense recognized for share-based payments. Such value is recognized as expense over the requisite service period, net of actual forfeitures, using the accelerated attribution method. We recognize forfeitures as they occur. The estimation of stock awards that will ultimately vest requires judgment, and to the extent actual results, or updated estimates, differ from current estimates, such amounts are recorded as a cumulative adjustment in the period estimates are revised.

We have issued warrants for services provided by non-employees. The warrants issued for services have been valued at the fair value of the warrants issued. For the nine months ended March 31, 2023, and 2022, the determination of grant-date fair value for warrants issued for services was estimated using the Black-Scholes model which includes variables such as the expected volatility of our share price, interest rates, dividend yields, and the term of the warrant. We have also issued shares for services to non-employees which have been valued using the share price of our common stock.

Accruals for research and development expenses and clinical trials

As part of the process of preparing our financial statements, we are required to estimate our expenses resulting from our obligations under contracts with vendors, clinical research organizations and consultants, and under clinical site agreements in connection with conducting clinical trials. The financial terms of these contracts are subject to negotiations, which vary from contract to contract and may result in payment terms that do not match the periods over which materials or services are provided under such contracts. Our objective is to reflect the appropriate expenses in our financial statements by matching those expenses with the period in which services are performed and efforts are expended. We account for these expenses according to the timing of various aspects of the expenses. We determine accrual estimates by taking into account discussion with applicable personnel and outside service providers as to the progress of clinical trials, or the services completed. During the course of a clinical trial, we adjust our clinical expense recognition if actual results differ from our estimates. We make estimates of our accrued expenses as of each balance sheet date based on the facts and circumstances known to us at that time. Our clinical trial accruals are dependent upon the timely and accurate reporting of contract research organizations and other third-party vendors. Although we do not expect our estimates to be materially different from amounts actually incurred, our understanding of the status and timing of services performed relative to the actual status and timing of services performed may vary and may result in us reporting amounts that are too high or too low for any particular period. For nine months ended March 31, 2023, and 2022, there were no material adjustments to our prior period estimates of accrued expenses for clinical trials.

Off-Balance Sheet Arrangements

We do not have any off-balance sheet arrangements.

Item 3. Quantitative and Qualitative Disclosures About Market Risk.

Not required for a smaller reporting company.

Item 4. Controls and Procedures.

(a) Evaluation of Disclosure Controls and Procedures. Our principal executive officer and principal financial officer, after evaluating the effectiveness of our disclosure controls and procedures (as defined in Rules 13a-15(e) and 15d-15(e)) promulgated under the Securities Exchange Act of 1934, as amended (the “Exchange Act”) as of the end of the period covered by this Form 10-Q, have concluded that, based on such evaluation, our disclosure controls and procedures were effective to ensure that information required to be disclosed by us in the reports that we file or submit under the Exchange Act is recorded, processed, summarized and reported, within the time periods specified in the SEC’s rules and forms, and is accumulated and communicated to our management, including our principal executive and principal financial officers, or persons performing similar functions, as appropriate to allow timely decisions regarding required disclosure.

In designing and evaluating our disclosure controls and procedures, our management recognizes that any controls and procedures, no matter how well designed and operated, can provide only reasonable assurance of achieving the desired control objectives, and our management necessarily is required to apply its judgment in evaluating the cost-benefit relationship of possible controls and procedures.

(b) Changes in Internal Controls. There were no changes in our internal control over financial reporting, identified in connection with the evaluation of such internal control that occurred during the quarter ended March 31, 2023, that have materially affected, or are reasonably likely to materially affect, our internal control over financial reporting.

PART II - OTHER INFORMATION

Item 1. Legal Proceedings.

There are no legal proceedings the Company is party to or any of its property is subject to.

Item 1A. Risk Factors.

There were no material changes to the risk factors previously disclosed in our Annual Report on Form 10-K filed with the Securities and Exchange Commission on September 27, 2022.

Item 2. Unregistered Sales of Equity Securities and Use of Proceeds.

None.

Item 3. Defaults Upon Senior Securities.

None.

Item 4. Mine Safety Disclosures.

Not applicable.

Item 5. Other Information.

None

Item 6. Exhibits.

31.1	Certification of principal executive officer pursuant to Section 302 of the Sarbanes-Oxley Act of 2002*
31.2	Certification of principal financial officer pursuant to Section 302 of the Sarbanes-Oxley Act of 2002*
32.1	Certification of principal executive officer pursuant to Section 906 of the Sarbanes-Oxley Act of 2002**
32.2	Certification of principal financial officer pursuant to Section 906 of the Sarbanes-Oxley Act of 2002**
EX-101.INS	Inline XBRL Instance Document – the instance document does not appear in the Interactive Data File because XBRL tags are embedded within the Inline XBRL document*
EX-101.SCH	Inline XBRL Taxonomy Extension Schema Document*
EX-101.CAL	Inline XBRL Taxonomy Extension Calculation Linkbase Document*
EX-101.DEF	Inline XBRL Taxonomy Extension Definition Linkbase Document*
EX-101.LAB	Inline XBRL Taxonomy Extension Label Linkbase Document*
EX-101.PRE	Inline XBRL Taxonomy Extension Presentation Linkbase Document*
104	Cover Page Interactive Data File (embedded within the Inline XBRL document)

* Filed herewith

** The certifications furnished in Exhibits 32.1 and 32.2 hereto are deemed to accompany this Quarterly Report on Form 10-Q and will not be deemed “filed” for purposes of Section 18 of the Securities Exchange Act of 1934, as amended, except to the extent that the registrant specifically incorporates it by reference.

SIGNATURES

Pursuant to the requirements of the Securities Exchange Act of 1934, the registrant has duly caused this report to be signed on its behalf by the undersigned thereunto duly authorized.

Kintara Therapeutics, Inc.

Date: May 11, 2023

By: /s/ Robert E. Hoffman
Robert E. Hoffman
Chief Executive Officer
(Principal Executive Officer)

Date: May 11, 2023

By: /s/ Scott Prail
Scott Prail
Chief Financial Officer
(Principal Financial and Accounting Officer)

**CERTIFICATION PURSUANT TO
RULES 13a-14(a) AND 15d-14(a) UNDER THE SECURITIES EXCHANGE ACT OF 1934,
AS ADOPTED PURSUANT TO SECTION 302 OF THE SARBANES-OXLEY ACT OF 2002**

I, Robert E. Hoffman, certify that:

1. I have reviewed this quarterly report on Form 10-Q of Kintara Therapeutics, Inc.;
2. Based on my knowledge, this report does not contain any untrue statement of a material fact or omit to state a material fact necessary to make the statements made, in light of the circumstances under which such statements were made, not misleading with respect to the period covered by this report;
3. Based on my knowledge, the financial statements, and other financial information included in this report, fairly present in all material respects the financial condition, results of operations and cash flows of the registrant as of, and for, the periods presented in this report;
4. The registrant's other certifying officer and I are responsible for establishing and maintaining disclosure controls and procedures (as defined in Exchange Act Rules 13a-15(e) and 15d-15(e)) and internal control over financial reporting (as defined in Exchange Act Rules 13a-15(f) and 15d-15(f)) for the registrant and have:
 - (a) Designed such disclosure controls and procedures, or caused such disclosure controls and procedures to be designed under our supervision, to ensure that material information relating to the registrant, including its consolidated subsidiaries, is made known to us by others within those entities, particularly during the period in which this report is being prepared;
 - (b) Designed such internal control over financial reporting, or caused such internal control over financial reporting to be designed under our supervision, to provide reasonable assurance regarding the reliability of financial reporting and the preparation of financial statements for external purposes in accordance with generally accepted accounting principles;
 - (c) Evaluated the effectiveness of the registrant's disclosure controls and procedures and presented in this report our conclusions about the effectiveness of the disclosure controls and procedures, as of the end of the period covered by this report based on such evaluation; and
 - (d) Disclosed in this report any change in the registrant's internal control over financial reporting that occurred during the registrant's most recent fiscal quarter (the registrant's fourth fiscal quarter in the case of an annual report) that has materially affected, or is reasonably likely to materially affect, the registrant's internal control over financial reporting; and
5. The registrant's other certifying officer and I have disclosed, based on our most recent evaluation of internal control over financial reporting, to the registrant's auditors and the audit committee of the registrant's board of directors (or persons performing the equivalent functions):
 - (a) All significant deficiencies and material weaknesses in the design or operation of internal control over financial reporting which are reasonably likely to adversely affect the registrant's ability to record, process, summarize and report financial information; and
 - (b) Any fraud, whether or not material, that involves management or other employees who have a significant role in the registrant's internal control over financial reporting.

Date: May 11, 2023

By:

/s/ Robert E. Hoffman
Robert E. Hoffman
Chief Executive Officer
(Principal Executive Officer)

**CERTIFICATION PURSUANT TO
RULES 13a-14(a) AND 15d-14(a) UNDER THE SECURITIES EXCHANGE ACT OF 1934,
AS ADOPTED PURSUANT TO SECTION 302 OF THE SARBANES-OXLEY ACT OF 2002**

I, Scott Prail, certify that:

1. I have reviewed this quarterly report on Form 10-Q of Kintara Therapeutics, Inc.;
2. Based on my knowledge, this report does not contain any untrue statement of a material fact or omit to state a material fact necessary to make the statements made, in light of the circumstances under which such statements were made, not misleading with respect to the period covered by this report;
3. Based on my knowledge, the financial statements, and other financial information included in this report, fairly present in all material respects the financial condition, results of operations and cash flows of the registrant as of, and for, the periods presented in this report;
4. The registrant's other certifying officer and I are responsible for establishing and maintaining disclosure controls and procedures (as defined in Exchange Act Rules 13a-15(e) and 15d-15(e)) and internal control over financial reporting (as defined in Exchange Act Rules 13a-15(f) and 15d-15(f)) for the registrant and have:
 - (a) Designed such disclosure controls and procedures, or caused such disclosure controls and procedures to be designed under our supervision, to ensure that material information relating to the registrant, including its consolidated subsidiaries, is made known to us by others within those entities, particularly during the period in which this report is being prepared;
 - (b) Designed such internal control over financial reporting, or caused such internal control over financial reporting to be designed under our supervision, to provide reasonable assurance regarding the reliability of financial reporting and the preparation of financial statements for external purposes in accordance with generally accepted accounting principles;
 - (c) Evaluated the effectiveness of the registrant's disclosure controls and procedures and presented in this report our conclusions about the effectiveness of the disclosure controls and procedures, as of the end of the period covered by this report based on such evaluation; and
 - (d) Disclosed in this report any change in the registrant's internal control over financial reporting that occurred during the registrant's most recent fiscal quarter (the registrant's fourth fiscal quarter in the case of an annual report) that has materially affected, or is reasonably likely to materially affect, the registrant's internal control over financial reporting; and
5. The registrant's other certifying officer and I have disclosed, based on our most recent evaluation of internal control over financial reporting, to the registrant's auditors and the audit committee of the registrant's board of directors (or persons performing the equivalent functions):
 - (a) All significant deficiencies and material weaknesses in the design or operation of internal control over financial reporting which are reasonably likely to adversely affect the registrant's ability to record, process, summarize and report financial information; and
 - (b) Any fraud, whether or not material, that involves management or other employees who have a significant role in the registrant's internal control over financial reporting.

Date: May 11, 2023

By:

/s/ Scott Prail
Scott Prail
Chief Financial Officer
(Principal Financial and Accounting Officer)

**CERTIFICATION PURSUANT TO
18 U.S.C. SECTION 1350, AS ADOPTED PURSUANT TO
SECTION 906 OF THE SARBANES-OXLEY ACT OF 2002**

In connection with the Quarterly Report of Kintara Therapeutics, Inc. (the "Company") on Form 10-Q for the period ended March 31, 2023, as filed with the Securities and Exchange Commission on the date hereof (the "Report"), I, Robert E. Hoffman, Chief Executive Officer of the Company, certify to my knowledge and in my capacity, pursuant to 18 U.S.C. § 1350, as adopted pursuant to § 906 of the Sarbanes-Oxley Act of 2002, that:

- (1) the Report fully complies with the requirements of Section 13(a) or 15(d) of the Securities Exchange Act of 1934, as amended; and
- (2) the information contained in the Report fairly presents, in all material respects, the financial condition and results of operations of the Company.

Date: May 11, 2023

By:

/s/ Robert E. Hoffman
Robert E. Hoffman
Chief Executive Officer
(Principal Executive Officer)

**CERTIFICATION PURSUANT TO
18 U.S.C. SECTION 1350, AS ADOPTED PURSUANT TO
SECTION 906 OF THE SARBANES-OXLEY ACT OF 2002**

In connection with the Quarterly Report of Kintara Therapeutics, Inc. (the "Company") on Form 10-Q for the period ended March 31, 2023, as filed with the Securities and Exchange Commission on the date hereof (the "Report"), I, Scott Prail, Chief Financial Officer of the Company, certify to my knowledge and in my capacity, pursuant to 18 U.S.C. § 1350, as adopted pursuant to § 906 of the Sarbanes-Oxley Act of 2002, that:

- (1) the Report fully complies with the requirements of Section 13(a) or 15(d) of the Securities Exchange Act of 1934, as amended; and
- (2) the information contained in the Report fairly presents, in all material respects, the financial condition and results of operations of the Company.

Date: May 11, 2023

By:

/s/ Scott Prail
Scott Prail
Chief Financial Officer
(Principal Financial and Accounting Officer)
